



Yes, you can.®

Invacare® **Softform Premier**


Pressure reducing static mattress

The Invacare® Softform Premier is a high specification anti-decubitus mattress designed to meet the demands of the modern ward environment. Practical and durable, this mattress delivers exceptional levels of comfort and pressure reduction.



➤ Pressure ulcer prevention


The Invacare® Softform Premier features a unique contoured insert pad which provides excellent patient comfort and optimises pressure reduction. The mattress cover is two-way stretch and waterproof, and positively helps to reduce shear and friction forces. Waterlow scale 20.



➤ Cover is resistant to fluid ingress

Cover is two-way stretch waterproof polyurethane cover with high frequency welded seams; and a full length flap conceals the zip. These features combine to effectively reduce the potential of fluid ingress. Also features a toughed PU coated base to prolong the longevity of the mattress.

Features:



Single piece foam "U" core
Facilitates patient transfer by providing effective side-wall support.



Full length flap conceals zip
The full length flap protects the zip. This reduces the possible risk of fluid ingress, preventing contamination of the foam core.



Does not require turning or rotating
This mattress does not require turning or rotating, significantly minimizing manual handling issues for clinical personnel.




Upgradable to active
All Softform Premier Mattress options are upgradeable to a Softform Active by adding a single size air bladder and an Active Pump.

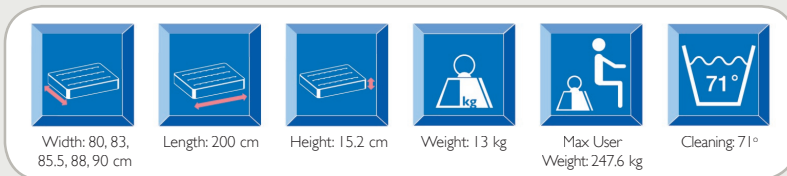
Options:

Softform Premier Mattress 850	L2000 x W855 x H152, high to very high risk. For Alegio, Etude Basic (SB-385), Etude Classic, Kiwicare
Softform Premier Mattress 900	L2150 x W900 x H152, high to very high risk. For Kiwicare single tall
Softform Premier Mattress 1100	L1970 x W1100 x H152, high to very high risk. For Kiwicare three quarter
Softform Premier Mattress 1100T	L2150 x W1100 x H152, high to very high risk. For Kiwicare three quarter tall
Softform Premier Mattress 1200	L1970 x W1200 x H152, high to very high risk. For Scanbed 750
Softform Premier Mattress 1350	L1970 x W1350 x H152, high to very high risk. For Kiwicare double
Softform Premier Mattress 1350T	L2150 x W1350 x H152, high to very high risk. For Kiwicare double tall
Softform Premier Mattress 1500	L1970 x W1500 x H152, high to very high risk. For Kiwicare queen
Softform Premier Mattress 1500T	L2150 x W1500 x H152, high to very high risk. For Kiwicare queen tall
Softform Premier Mattress 1500	L1970 x W1650 x H152, high to very high risk. For Kiwicare king
Softform Premier Mattress 1500T	L2150 x W1650 x H152, high to very high risk. For Kiwicare king tall

Colour:



Technical Data:



INVACARE®

Yes, you can.®

All information quoted is believed to be correct at time of print. Invacare® reserves the right to alter product specifications without prior consultation.

Invacare Australia Pty Ltd ABN 45 074 676 378.
PO Box 5002, 1 Lenton Place, North Rocks, NSW 2151, Australia.
Freephone: 1800 460 460, Fax: 02 8839 5353.
Email: sales@invacare.com.au, www.invacare.com.au

Invacare New Zealand,
PO Box 62-124, 4 Westfield Place, Mt Wellington, Auckland, New Zealand.
Freephone: 0508 468 222, Freefax: 0508 807 788
Email: sales@invacare.co.nz, www.invacare.co.nz

Invacare Asia Ltd,
PO Box 5002, 1 Lenton Place, North Rocks, NSW 2151, Australia.
Phone: +61 2 8839 5330, Fax +61 2 8839 5331.
Email: asiasales@invacare.com, www.invacare.com

All information is subject to change without prior notice. Photographs are for illustration purposes only and may vary from product description. Invacare® is a registered trademark and Yes, you can.™ is a trademark of Invacare® Corporation. 2005