

# INVACARE® P9000XDT



Easy to manoeuvre, simple to fold and very affordable, the P9000XDT is the uncomplicated chair ideal for first time power chair owners.

With its straightforward controls, the P9000XDT is a basic, traditional rear-wheel drive chair that easily manoeuvres and negotiates obstacles both inside and outside the home.

No tools are required for disassembly, ensuring that the P9000XDT is simple to fold and transport. Plus it offers all the essential features at an affordable price.

## Configuration

- Available in two seat sizes:
  - 18" W x 16" D
  - 18" W x 18" D
- Supplied as standard with each chair
  - 2 x MK Gel batteries 12 volt/31amp
  - 1 x 8amp off-board charger
  - 30cm extension cord for controller and battery connection



Easy to disassemble for transport and storage



Folds to a narrow 33cm

Features	Benefits
<b>Rear-wheel drive with powerful 350-watt, high-torque motors in a compact size</b>	Ensures dependable performance, whilst providing optimum manoeuvrability and accessibility
<b>Adjustable-height back and telescoping front riggings</b>	Provides comfort and support, whilst allowing optimal foot placement
<b>Wheel locks and Anti tippers as standard</b>	For added safety and end user security
<b>MK5-NX controller featuring CSPJ joystick</b>	Combines all the features of MK5 technology in a compact size
<b>Disassembles and folds to a narrow 33cm (13")</b>	Allows for easy transport and storage

## Technical Specifications



45cm / 18"



41cm / 16"  
45cm / 18"



71cm / 28"  
(w/o riggings)



62cm / 24.5"



97cm / 38"



113kg / 250 lbs



6.5 km/h  
4 mph



37kg / 82 lbs  
(w/o batteries)



49cm / 19.5"

# INVACARE®

## COMPANY PROFILE

INVACARE CORPORATION traces its roots back to 1885 when the Worthington Company began producing a line of vehicles designed for people with physical disabilities. Through the years, the complexion of the company has changed several times and the product range has expanded dramatically.

Today, Invacare is the global leader in the \$6 billion market for home medical products, manufacturing and distributing the world's broadest product offering to approximately 15,000 independent, home medical equipment providers.

Since establishment in Australia, Invacare has grown both organically and through the acquisition of several trusted and well known Australian brands including: Roller Chair; Pro-Med; Decpac; Australian Healthcare Equipment (Murphy Furniture and Hencicare Hospital Equipment); Morris Surgical; Home Health Equipment and Healthcare Equipment WA.

The acquisition of these Australian organisations has created a strong local business that has a broad product portfolio to support institutional and home healthcare.

Invacare Australia's current product range includes electric beds, furniture, static and active pressure care mattresses, patient lifters and slings, oxygen concentrators, manual and power wheelchairs, lightweight portable ramps, walking, toilet and bathroom aids.



**Yes, you can.™**

Invacare New Zealand

4 Westfield Place (PO Box 62-124) Mt Wellington Auckland, New Zealand

Freephone: 0508 468 222 Freefax: 0508 807 788

Email: [sales@invacare.co.nz](mailto:sales@invacare.co.nz) Web: [www.invacare.co.nz](http://www.invacare.co.nz)

Invacare Australia Pty Ltd

1 Lenton Place (PO Box 5002) North Rocks NSW 2151, Australia

Freephone: 1800 460 460 Fax: 02 8839 5353

Email: [sales@invacare.com.au](mailto:sales@invacare.com.au) Web: [www.invacare.com.au](http://www.invacare.com.au)

Invacare Asia Ltd

1 Lenton Place (PO Box 5002) North Rocks NSW 2151, Australia

Phone: +61 2 8839 5330 Fax: +61 2 8839 5331

Email: [asiasales@invacare.com](mailto:asiasales@invacare.com) Web: [www.invacare.com](http://www.invacare.com)



Yes, you can.™

# INVACARE CONSUMER POWER



# INVACARE® Pronto M51



Exceptional manoeuvrability and intuitive driving is assured with the Invacare Pronto M51 power wheelchair with SureStep.

The M51 boasts true centre wheel drive, which allows the chair to turn on the centre point of the drive wheel axis, allowing for the most intuitive driving. Patented SureStep Technology allows for six wheels to remain on the ground to maximise performance over uneven surfaces and maintain stability. Combined, true centre wheel drive and SureStep performance ensures exceptional manoeuvrability, while optimising intuitive driving and stability.

## Configurations

- Meets RESNA standards
- Supplied as standard with each chair
  - 2 x MK AGM batteries 12 volt/31amp
  - 1 x 8amp off-board charger



The base of the Pronto M51 flexes to keep all six wheels on the ground at all times for optimum stability.



True Centre Wheel Drive provides an astonishingly small turning radius of 49.5cm, perfect for the new driver.

Features	Benefits
<b>True Centre Wheel Drive in a Stylish compact design; Candy Red/Sapphire Blue</b>	Provides the most intuitive driving, an astonishingly small turning radius and exceptional manoeuvrability
<b>Patented SureStep Technology allows for six wheels to remain on the ground to maximise performance over uneven surfaces</b>	Provides optimum traction and stability. Enhances comfort for a more controllable power chair
<b>SureStep is combined with powerful 350 watt, high torque motors that can lift the front castors to ensure a smooth transition over obstacles of up to 6.5cm</b>	Allows for a smooth, less jarring ride over rough surfaces
<b>Fully programmable MK5 NX electronics</b>	Allows for maximum function and precise driver control
<b>Dark grey semi-recline van seat, with headrest that extends to accommodate height, plus a seat-to-floor height ranging from 48-61cm</b>	Providing support where needed, and ease of transferring into and out of the chair
<b>Regenerative braking and automatic motor locks</b>	For a reliable performance when braking and parked

## Technical Specifications



48cm / 19"  
Armrest adjust.  
range 41 - 51cm /  
16 - 20"



41 - 46cm /  
16 - 18"



86 cm / 34" w/  
footboard up  
97 cm / 38" w/  
footboard down



61cm / 24"  
excluding  
joystick



107 cm / 42"  
Approx 115cm /  
45" with the head  
rest extended.



136 kg / 300 lbs



6.2 km/h  
3.8 mph



69kg / 151 lbs  
(w/o batteries)



49.5 cm / 19.5"



48 - 61cm /  
19 - 24"

# INVACARE® Consumer Power Chair Accessories



Elevating Legrests - includes mounting hardware. Suitable for the M51 range.  
**Item no: PHW904A**



Hemi Swingaway Footrests (pair) - includes mounting hardware. Suitable for the M51 range.  
**Item no: PHW93**



Full Length height and width adjustable armrest. Suitable for the M51 range.  
**Item no: 1142474 - Right**  
**Item no: 1142475 - Left**



Oxygen Cylinder Holder - Fits B, CS & CH cylinders (Diameter 11.5cm; Height 35cm). Suitable for the M51 range.  
**Item no: 1116956**



Crutch/Cane Holder. Suitable for the M51 range.  
**Item no: P725**



Hemi Swingaway Elevating Legrests (pair) - Suitable for the P9000XDT range.  
**Item no: PH904A**



Oxygen Cylinder Holder - Fits B, CS & CH cylinders (Diameter 11.5cm; Height 35cm). Suitable for the P9000XDT range.  
**Item no: P02**





MK Gel Battery. Deep cycle, sealed gel battery, US made. Available in 31, 40, 50, 60 or 73 Amp. Suitable for the M51 & P9000XDT range.



Off-board Battery Charger, 8 Amp Suitable for the M51 & P9000XDT range.  
**Item no: BAT-GC0822**

# INVACARE® Consumer Power Chair Accessories - Portable Ramps




Invacare Portable Ramps are manufactured with a unique combination of uni-directional glass and carbon fibre materials to create an extremely strong and lightweight ramp suitable for a wide range of uses. Invacare Portable Ramps are tested to AS/NZ Standards, up to 300kg\*, and require no assembly so can be deployed for use in seconds!


Available in 4 models; Personal, Multipurpose, Senior and Edge Barrier Limiter (EBL), Invacare Portable Ramps allow easier wheelchair access in and around the home or workplace, and are invaluable when venturing outdoors. Ideal for climbing kerbs or similar obstacles, Invacare Portable Ramps are available in a wide range of sizes to compliment all kinds of lifestyle needs.



Carry bag for Personal and Multipurpose models



Marked 'TOP' to show head of ramp, grip tape, pads at both ends



Multi-paneled, hinge system folds with a concertina action, allowing it to be folded to a single compact unit

Model/Length (cm)**	Max Height Capacity	Ramp Width	Ramp Weight
Personal 070	17.5cm	74.5cm	4.7kg
Multipurpose 087	21.75cm	83.5cm	5.6kg
Multipurpose 100	25cm	83cm	6kg
Senior 090	22.5cm	75cm	4.8kg
Senior 120	30cm	75cm	8.3kg
Senior 135	33.75cm	75cm	8.5kg
Senior 150	37.5cm	75cm	9.6kg
Senior 165	41.2cm	75cm	10.8kg
Senior 185	46.25cm	75cm	11.2kg
Senior 200	50cm	75cm	11.7kg
Senior 250	62.5cm	75cm	14.8kg
Senior 300	75cm	75cm	22.1kg
Senior 350	87.5cm	75cm	24.7kg
EBL 090	22.5cm	75cm	6kg
EBL 120	30cm	82cm	9.7kg
EBL 135	33.75cm	82cm	11.1kg
EBL 150	37.5cm	82cm	11.8kg
EBL 165	41.2cm	82cm	13kg
EBL 200	50cm	82cm	13.7kg
EBL 250	62.5cm	82cm	23kg
EBL 300	75cm	82cm	27.3kg
EBL 350	87.5cm	82cm	31.5kg

\*Nominal weights may vary due to local specification. Please confirm with your Invacare Portable Ramp Dealer. \*\*Please check your local regulations for restrictions and rules.